





SW202 / SW182 & DC182 Wiring Diagram For Series Motors & Permanent Magnet Brushed Motors



©EVDives



Labels correspond to Alltrax wiring diagrams. Note that the M- buss bar runs all the way through the contactor. So sometimes it will be on the opposite side and it makes no difference.